




**TO GET STARTED, YOU'LL FIRST NEED YOUR LIBRARY CARD.
MAKE SURE YOU ARE CONNECTED TO WIFI OR 3/4G BEFORE YOU BEGIN.**

WHAT IS OVERDRIVE READ?

OverDrive Read is a simple way to enjoy eBooks. There are no apps to download, no software to install, just click 'Read' and start reading. The book opens in the browser, complete with the navigation controls you would find on any dedicated eReader.

FINDING BOOKS

- To begin searching for books, head to downloads.live-brary.com
- Sign in to your Live-brary account by clicking on **Sign In** in the **top right corner** of the screen.
 - When prompted, choose Middle Country Public Library from the dropdown menu, and click on the **blue button** that says "Go."
 - Enter your library card number or username, and click on **Sign In**.
- Now you can search for a specific title or author, or browse the Live-brary collection to find a title which interests you.
 - To **search** for an author or title, you can use the search bar in the top right corner. 
 - To **browse** for titles you can look through the categories found in the blue bar across the screen.




BORROWING BOOKS

- If a title is immediately available, the little book icon on the top right corner will be darkened.



Available




Unavailable

- When you have found a title you would like to download, click on the book cover.
- To borrow and download the title, tap the **blue Borrow** button, and you will be redirected to your **Bookshelf**.
- From here, select **Read (in your browser)** and the book will open up in a new tab.
- You can instantly begin reading. If you would like to read **offline**, begin by clicking on **Menu** at the top of your screen. From there, click on the cloud icon found on the bottom right side of the screen. Make sure to bookmark the page on your computer or device's browser.



"Cloud icon"

⇒ To return to your book from the menu, click on the red X at the top right of your screen: 

RETURNING BOOKS

- The borrowing/loan period for your title will automatically be set for **14 days**, after which the title will expire and return itself. You may have up to **5** titles checked out at one time. You may also elect to return a title early.
- To return your title early, log in to your **Live-brary account**, and access your **Bookshelf**. Find the title you would like to return and click on the **Return Title** button.

HAVE QUESTIONS? *Schedule a Book a Librarian appointment! Head to our website and click on About MCPL. Under Patron Tools, click on Book a Librarian. Fill out the form and we will contact you to schedule an appointment.*