






GETTING STARTED

⇒ **Make sure you are connected to WiFi or internet, and have your library card number & PIN**



- To begin, head to **livebrary.overdrive.com**
- Sign in** to your account by clicking on the blue Sign In button
- Choose **Middle Country Public Library** from the dropdown menu, enter your library **barcode and 4 digit PIN**, then click on **Sign In**.

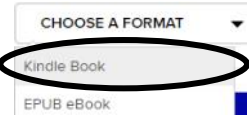
OVERDRIVE CATALOG & SETTINGS

- Once logged in, you will be able to look at your **Settings** and start searching for books.
- Use the **Search Bar** to look for titles and authors. As you type, search suggestions will show up.  **Search Bar**
- To find your borrowed titles, tap on the **Loans** icon. 
- To browse Subjects & Collections, as well as find your Account, Settings, and more, click on **My Account**
 - My Account:** Your Loans, Holds, Wish List, and Settings (*if using a tablet or phone, choose the My Account icon* )
 - Settings:** Set your default lending period for borrowed titles (7, 14, or 21 days)
- If a title is immediately available, the blue bar above the book cover will say **AVAILABLE**.
- Some titles will not be available.** If this happens, the bar will say **WAIT LIST**.
 - You may place a title on hold by clicking **PLACE A HOLD**. If prompted, enter your email address (twice).



BORROWING BOOKS

- To borrow a title, simply click on **BORROW**. The title will be checked out to you and placed in your Loans. 
- To check out, click on the **Loans icon**, find the title, then click on **Choose a Format**. Choose **Kindle Book**, and you will be redirected to Amazon. 
- Click on **Get Library Book** and you will be prompted to sign into your Amazon account to continue. Enter your Amazon information, then click on **Sign In**.
- You will be asked to choose your Kindle. Select the correct device and click on **Continue**. The title will be delivered to your Kindle within 10 minutes and you can start reading!






→ **Sign In**

What is your e-mail address?
My e-mail address is:

Do you have an Amazon.com password?
 No, I am a new customer.
 Yes, I have a password: [Forgot your password?](#)

→ **Deliver to:**

RENEWING BOOKS

- You may **renew** your title if there are no other holds. You can only renew a title **3 days** before it is due. To do this, sign in to your account.
- Tap on the **Loans icon**, find the title, and choose **Request again**, found underneath the book cover.  **Request again**