



WHAT IS OVERDRIVE READ?




OverDrive Read is a simple way to enjoy eBooks. There are no apps to download, no software to install, just click 'Read' and start reading. The book opens in the browser, complete with the navigation controls you would find on any dedicated eReader. You can also save the book to read offline!

GETTING STARTED

⇒ **Make sure you are connected to WiFi or internet, and have your library card number**




- To begin, head to **livebrary.overdrive.com**
- **Sign in** to your account by clicking on the blue Sign In button
- Choose **Middle Country Public Library** from the dropdown menu, enter your **library barcode and 4 digit PIN**, then click on Sign In.

OVERDRIVE CATALOG & SETTINGS

1. Once logged in, you will be able to start searching for books.
2. Use the **Search Bar** to look for titles and authors. As you type, search suggestions will show up.  **Search Bar**
3. To find your borrowed titles, tap on the **Loans** icon. 
4. To browse Subjects & Collections, as well as find your Account, Settings, and more, click on **My Account**
 - **My Account:** Your Loans, Holds, Wish List, and Settings (*if using a tablet or phone, choose the My Account icon* )
 - **Settings:** Set your default lending period for borrowed titles (7, 14, or 21 days)
5. If a title is immediately available, the blue bar above the book cover will say **AVAILABLE**.
6. **Some titles will not be available.** If this happens, the bar will say **WAIT LIST**.
 - You may place a title on hold by clicking PLACE A HOLD. If prompted, enter your email address (twice).




BORROWING BOOKS

1. Once you have found a title you would like to borrow, simply click on **BORROW** (in blue). The title will be checked out to you and placed in your Loans.  **EBOOK**
2. To read the title, click on the **Loans icon**, find the title, then choose  **READ NOW** 
3. The title will open in a new window/tab in your browser. Click the **menu icon** to look through chapters; click on the **A** to change the font size, type of font, and more; click on the **bookmark icon** to bookmark a page.



RENEWING & RETURNING

RENEWING

1. You may **renew** your title if there are no other holds. You can renew a title **3 days** before it is due. To do this, sign in to your account.
2. Tap on the **Loans icon**, find the title, and choose **Request again**, found underneath the book cover.  **Request again**

RETURNING

1. To **return** a title early, sign in to your account, click on the **Loans icon**, find the title and click on  **Return**