




## DINOSAUR FUN

For children Preschool to Kindergarten

### Check Out These Fun Reads:





#### All Aboard the Dinotrain

by Deb Lund  
(Available on TumbleBooks)

#### Dinosailors



by Deb Lund  
(Available on TumbleBooks)



#### How Do Dinosaurs Get Well Soon?

and Is It A Dinosaur?


(Available on Bookflix)



### Suggested Enrichments:

#### **EXPLORE THESE FUN RESOURCES:**

For more fun and learning, check out these  
Dinosaur-Themed Activities  
for 3-5 Year Olds from Scholastic



# FINGER-PLAYS AND SING-ALONG-SONGS

## Five Little Dinosaurs

(Count down using your fingers)

Five little dinosaurs heard a loud roar.

One ran away and then there were 4.

Four little dinosaurs running by a tree.

One ate some leaves and then there were 3.

Three little dinosaurs wondering what to do

One went home and then there were 2.

Two little dinosaurs playing in the sun.

One fell asleep and then there was 1.

One little dinosaur wanted some fun.

He went for a swim and then there were none!



## Dinosaurs

(Sung to the tune of This Old Man)

Dinosaurs, dinosaurs,

See them stomp and see them roar.

*(Stomp and roar)*

Some are very big and some are very small.

*(Stand on tippy toes, crouch down low)*

Dinosaurs - I love them all!

*(Make a heart with hands, give hugs)*

## Dinosaur, Dinosaur

Dinosaur, dinosaur, turn around. *(Turn around)*

Dinosaur, dinosaur, touch the ground. *(Touch the ground)*

Dinosaur, dinosaur, reach up high. *(Reach up high)*

Dinosaur, dinosaur, wink one eye. *(Wink one eye)*

Dinosaur, dinosaur, touch your nose. *(Touch your nose)*

Dinosaur, dinosaur, touch your toes. *(Touch your toes)*

Dinosaur, dinosaur, tap your knees. *(Tap your knees)*

Dinosaur, dinosaur, sit down please. *(Sit down please)*

## I'm A Mean Old Dinosaur

(Sung to the tune of I'm a Little Teapot)

I'm a mean old dinosaur, *(make a mean frown)*

Big and tall. *(reach arms wide and tall)*

Here is my tail *(point to pretend tail)*

And here is my claw. *(make fingers into claws)*


When I get all hungry *(rub tummy)*

I just growl. *(let out a good old growl)*

Look out kids *(reach out hands)*

I'm on the prowl!


*(reach arms out towards kids or safely and slowly chase them)*



## We are the Dinosaurs

Check out The Laurie Berkner Band singing We are the Dinosaurs

Act out the song along with them!



# CREATE



## Paper Plate Dinosaur



**For this craft you will  
need:**

Paper Plate

Scissors

Paint, Crayons, or  
Markers

Toilet paper roll

### **Here's how to make it:**

1. Cut the paper plate in half. Save one half for the dinosaur's body.
2. Use the other half of the paper plate to make the dinosaur's head, tail, spikes, or whatever else you would like to decorate your dinosaur with. Draw the shapes you want and then cut them out.
3. Glue head, tail, etc. onto the dinosaur's body.
4. Cut the toilet paper roll in half and cut slits in each half so that it will fit onto the dinosaur's body as legs.
5. Paint or color in your dinosaur! Add a smile and eye to face. If you don't have a wiggly eye, simply draw an eye on.
6. Have fun and enjoy!